

# HOW TO REGISTER FOR TOUGH MUDDER IRELAND

## INDIVIDUAL REGISTRATION:

### STEP 1:

Choose the entry type and distance you wish to take part in.

Register for **SATURDAY CLASSIC**

Register for **SUNDAY CLASSIC**

Register for **SATURDAY 5K**

Register for **SUNDAY 5K**

Sign up Sign up Check my entry Groups Shopping basket

Tough Mudder Ireland 2018: Post Event Video Watch later Share

POST EVENT VIDEO

Saturday, July 20, 2019 12:00:00 AM (Europe/Dublin)

**Tough Mudder 5k Individual**

PRICE  
**€39.00**  
(+ Processing fees)  
Valid until Nov 29, 2018  
(Europe/Dublin)

Sign up

## STEP 2:

Fill out your entry details and take note of these ones in particular below.

- Your T-Shirt size
- The colour headband you are aiming for, this corresponds with the number of Tough Mudder course you have completed.
- For an additional €5 you can start the 9am wave which is the first wave.



A screenshot of a registration form overlaid on a background image of two men in wetsuits. The form has four fields with orange arrows pointing to them:

- Tshirt Size \***: A dropdown menu.
- Where did you hear about this event? \***: A dropdown menu.
- What colour Headband will you be aiming for? \***: A dropdown menu.
- Do you want to run in Wave 1 (9am)?**: A dropdown menu.

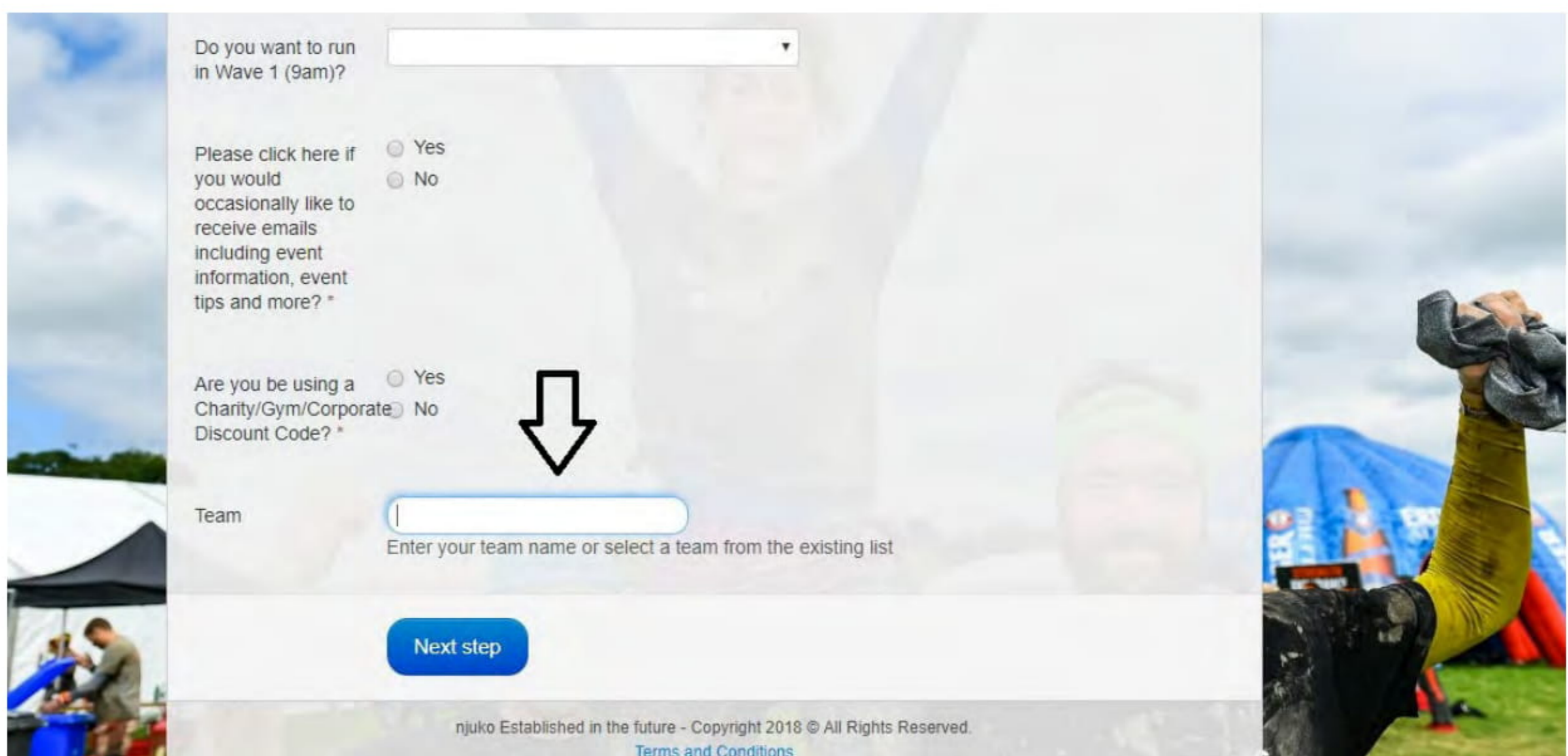
## STEP 3:

### Creating a Team:

At the bottom of the registration form on the “Team” question, to create a new team, enter your preferred team name. If the name has not already been taken you will be able to proceed to the next section.

### Joining a Team:

Enter your team’s name. A dropdown will show the available team. Click on yours to join and then proceed to the next page.



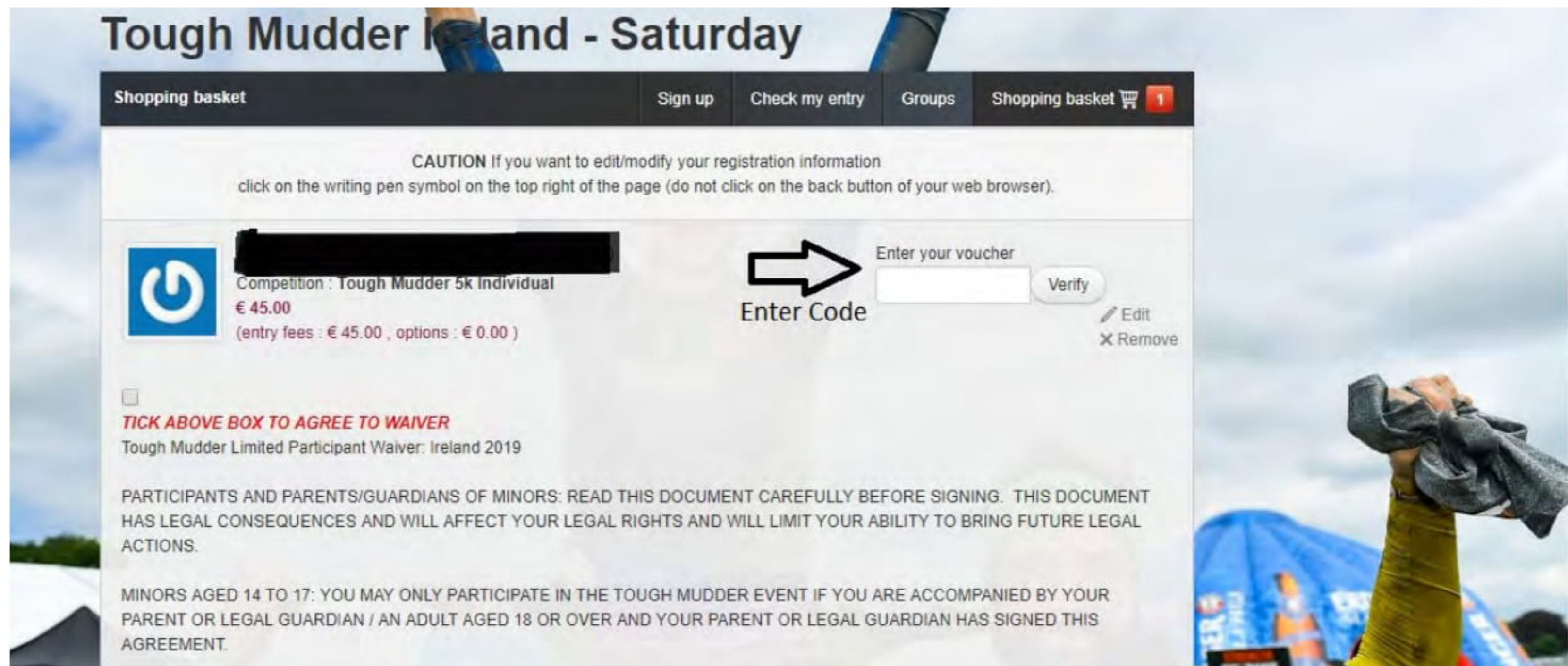
A screenshot of the registration form showing the 'Team' section. A large black downward-pointing arrow is positioned above the 'Team' input field. The form includes the following elements:

- Do you want to run in Wave 1 (9am)?**: A dropdown menu.
- Please click here if you would occasionally like to receive emails including event information, event tips and more? \***: Radio buttons for  Yes and  No.
- Are you be using a Charity/Gym/Corporate Discount Code? \***: Radio buttons for  Yes and  No.
- Team**: An input field with the placeholder text "Enter your team name or select a team from the existing list".
- Next step**: A blue button.

At the bottom of the page, there is a footer: "njuko Established in the future - Copyright 2018 © All Rights Reserved. [Terms and Conditions](#)"

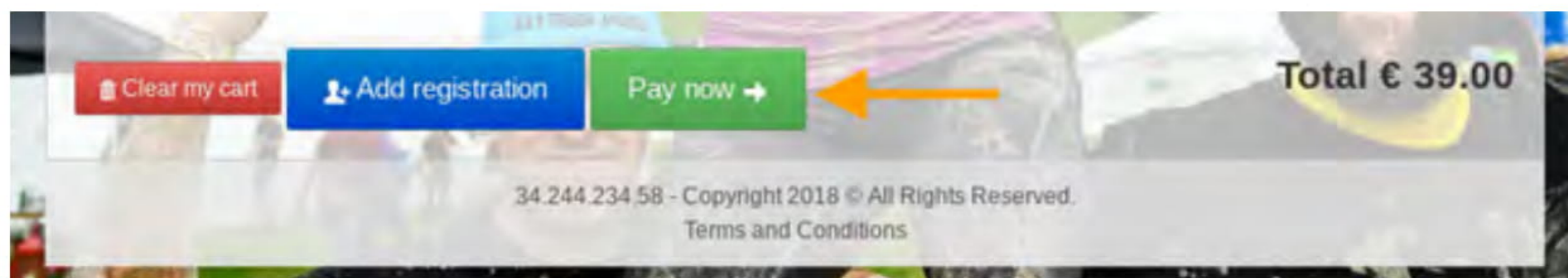
#### STEP 4:

- After you proceed from entering your details you can then enter any discount code you may have and also agree to our waiver.
- The page will refresh showing the correct payment amount depending on the discount you have.
- If the code is not accepted or the correct amount is not showing, DO NOT PROCEED. Contact your group leader or contact us directly at [ireland@toughmudder.com](mailto:ireland@toughmudder.com)



#### STEP 4:

You can now complete your payment or add an additional registration to your entry.



## HOW TO EDIT YOUR ENTRY:

### STEP 1:

Login to 'check my entry' by using your booking code (which can be found on your confirmation email) and email address.

**Tough Mudder Ireland - Saturday**

Check my entry Sign up Check my entry Groups Shopping basket 3

E-mail  E-mail  
Email address entered for the order

Booking code  Booking code  
Reservation number sent by email

[Check my entry](#)

njuko Established in the future - Copyright 2018 © All Rights Reserved.  
[Terms and Conditions](#)

### STEP 2:

You will be able to edit your entry, which includes the ability to add yourself to wave 1 for an additional €5, resend your own confirmation email or if you are part of a team you can view your teammates.

**Tough Mudder Ireland - Saturday**

Check my entry Sign up Check my entry Groups Shopping basket 3

[Registered](#) [Complete](#) [Paid](#)

Edition : Tough Mudder Ireland - Saturday  
Competition : Tough Mudder 5k Team

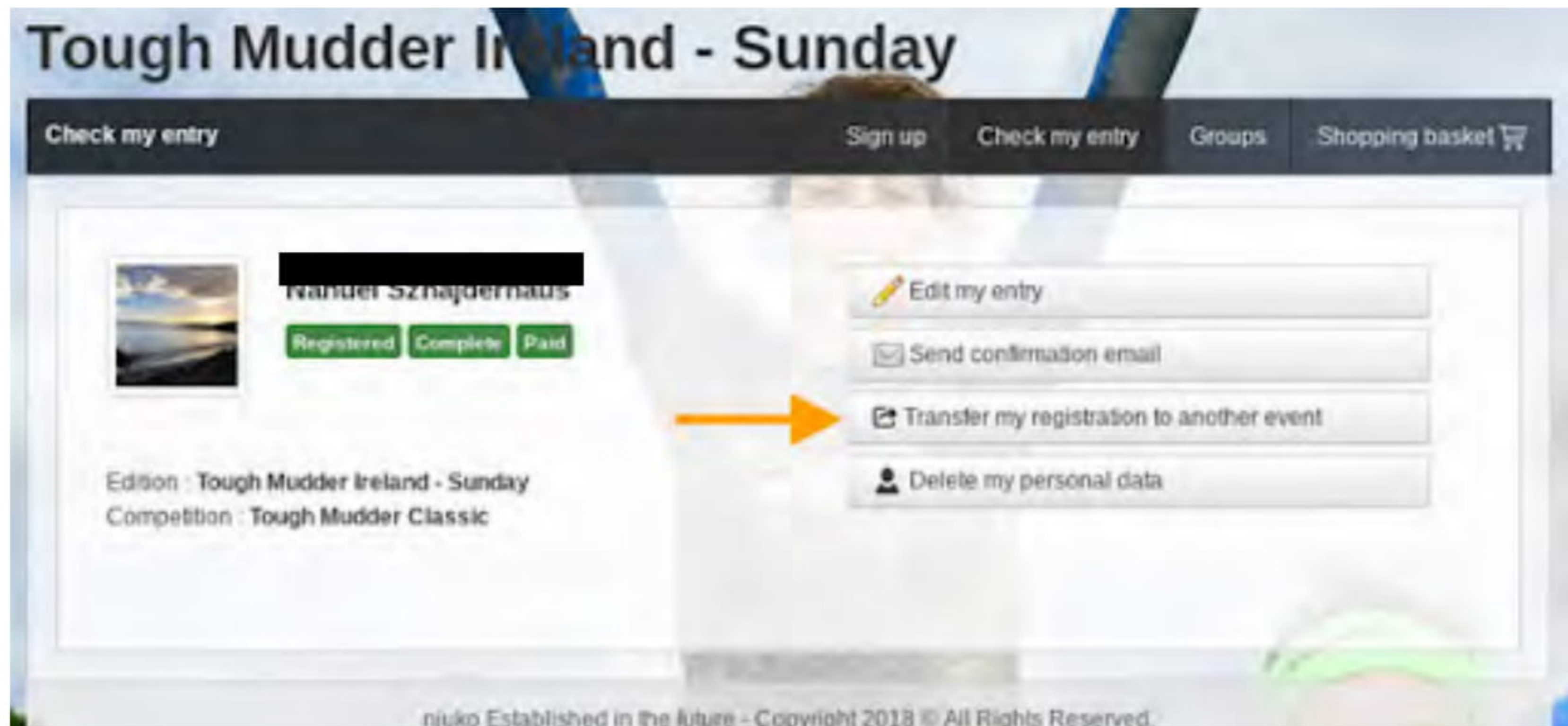
[Edit my entry](#)  
[Send confirmation email](#)  
[See the list of teammates](#)  
[Delete my personal data](#)

njuko Established in the future - Copyright 2018 © All Rights Reserved.  
[Terms and Conditions](#)

## TRANSFER ENTRY:

### STEP 1:

Use your booking code, which can be found on your confirmation email, and email address to login to 'check my entry' you will then be able to transfer to your preferred date.



### STEP 2:

Select the day you wish to transfer to and click 'transfer my registration'.

